

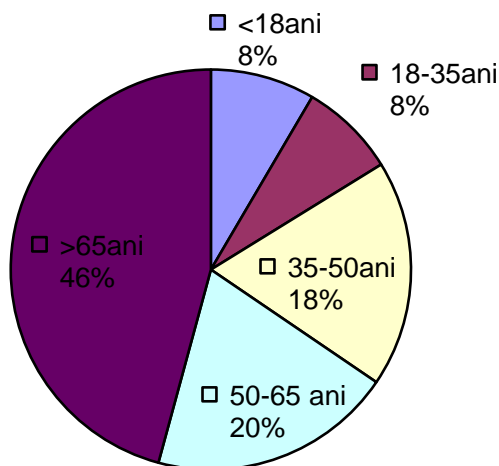
Data raport: 01.01.2021

Perioada de raportare: 01.01.2020 - 31.12.2020

Numar total de chestionare analizate: 142 chestionare

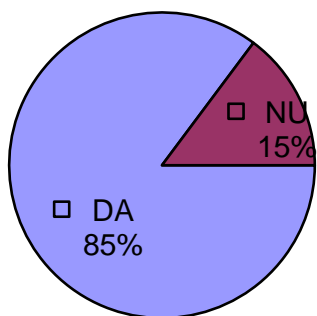
1. Varsta pacientilor ce au raspuns la chestionar:

| | <18ani | 18-35ani | 35-50ani | 50-65 ani | >65ani |
|----------------|--------|----------|----------|-----------|--------|
| Numar pacienti | 12 | 11 | 26 | 28 | 65 |
| Procent | 8.45 | 7.75 | 18.31 | 19.72 | 45.77 |



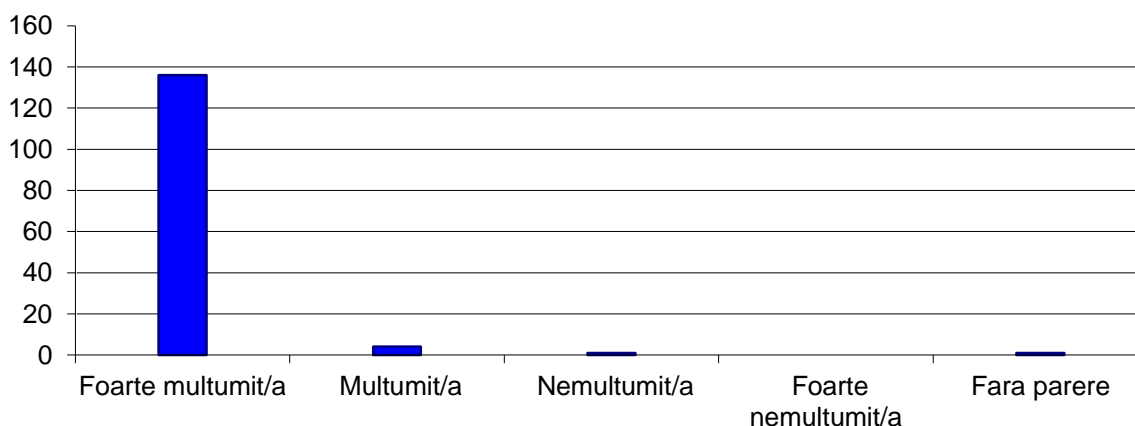
2. Analizele au fost facute in regim de asigurare prin Casa de asigurari de sanatate?

| | DA | NU |
|----------------|-------|-------|
| Numar pacienti | 121 | 21 |
| Procent | 85.21 | 14.79 |



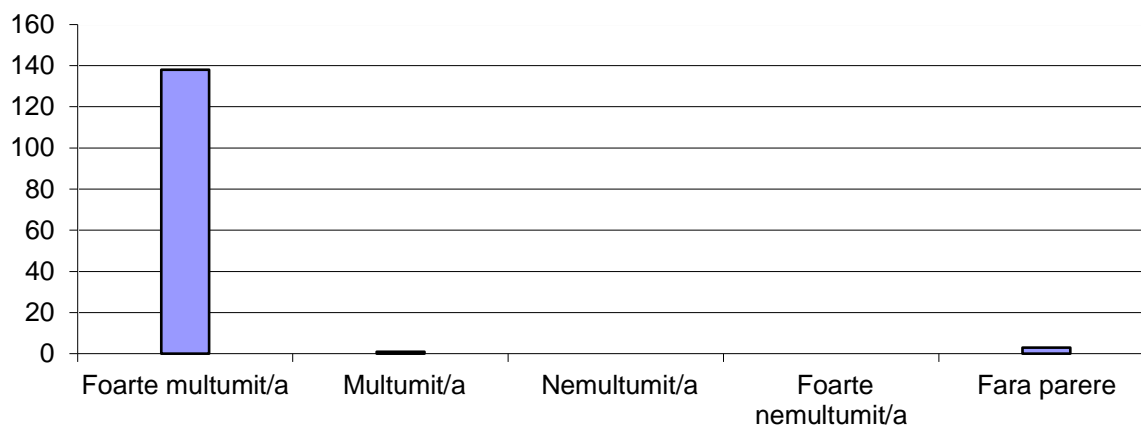
3. Gradul de multumire privind modul cum s-a efectuat recoltarea

| | Foarte multumit/a | Multumit/a | Nemultumit/a | Foarte nemultumit/a | Fara parere |
|----------------|-------------------|------------|--------------|---------------------|-------------|
| Numar pacienti | 136 | 4 | 1 | 0 | 1 |
| Procent | 95.77 | 2.82 | 0.70 | 0.00 | 0.70 |



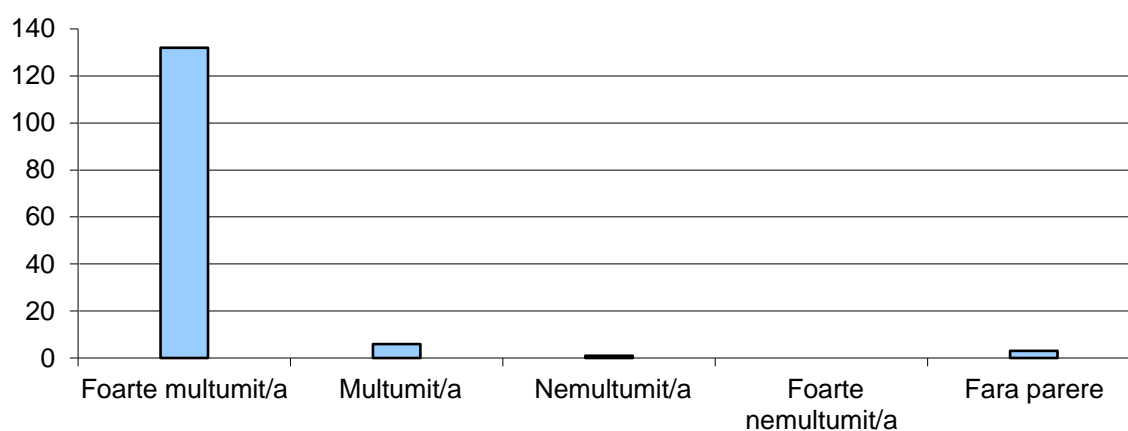
4. Gradul de multumire privind conditiile în care s-a efectuat recoltarea

| | Foarte multumit/a | Multumit/a | Nemultumit/a | Foarte nemultumit/a | Fara parere |
|----------------|-------------------|------------|--------------|---------------------|-------------|
| Numar pacienti | 138 | 1 | 0 | 0 | 3 |
| Procent | 97.18 | 0.70 | 0.00 | 0.00 | 2.11 |



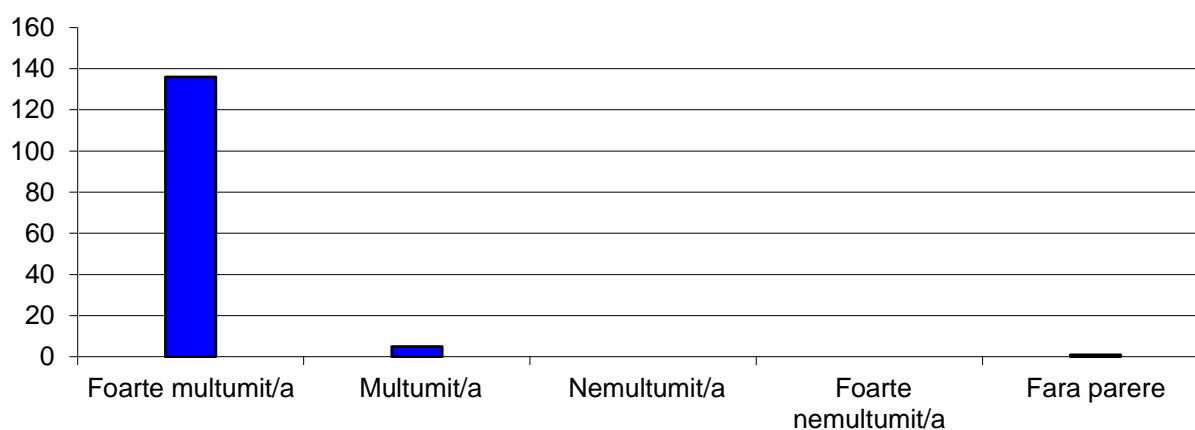
5. Gradul de multumire privind promptitudinea cu care s-au transmis rezultatele analizelor

| | Foarte multumit/a | Multumit/a | Nemultumit/a | Foarte nemultumit/a | Fara parere |
|----------------|-------------------|------------|--------------|---------------------|-------------|
| Numar pacienti | 132 | 6 | 1 | 0 | 3 |
| Procent | 92.96 | 4.23 | 0.70 | 0.00 | 2.11 |



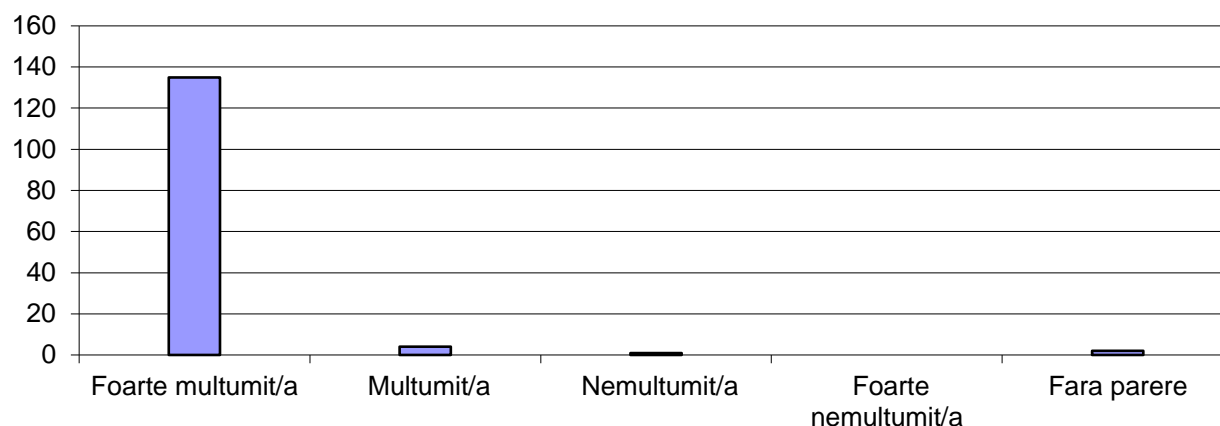
6. Gradul de multumire privind informatiile primite din partea personalului

| | Foarte multumit/a | Multumit/a | Nemultumit/a | Foarte nemultumit/a | Fara parere |
|----------------|-------------------|------------|--------------|---------------------|-------------|
| Numar pacienti | 136 | 5 | 0 | 0 | 1 |
| Procent | 95.77 | 3.52 | 0.00 | 0.00 | 0.70 |



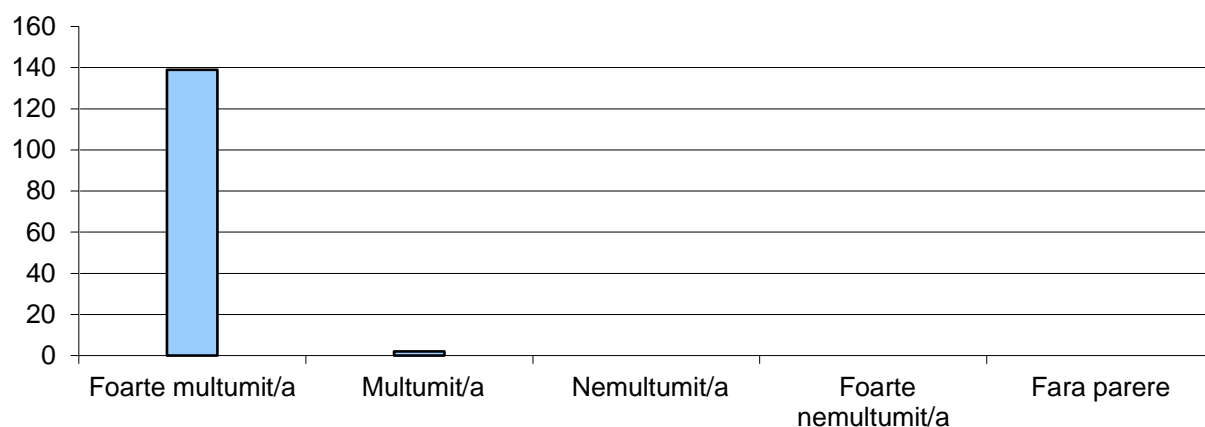
7. Gradul de multumire privind modul de programare la consultatii sau la investigatii

| | Foarte multumit/a | Multumit/a | Nemultumit/a | Foarte nemultumit/a | Fara parere |
|----------------|-------------------|------------|--------------|---------------------|-------------|
| Numar pacienti | 135 | 4 | 1 | 0 | 2 |
| Procent | 95.07 | 2.82 | 0.70 | 0.00 | 1.41 |



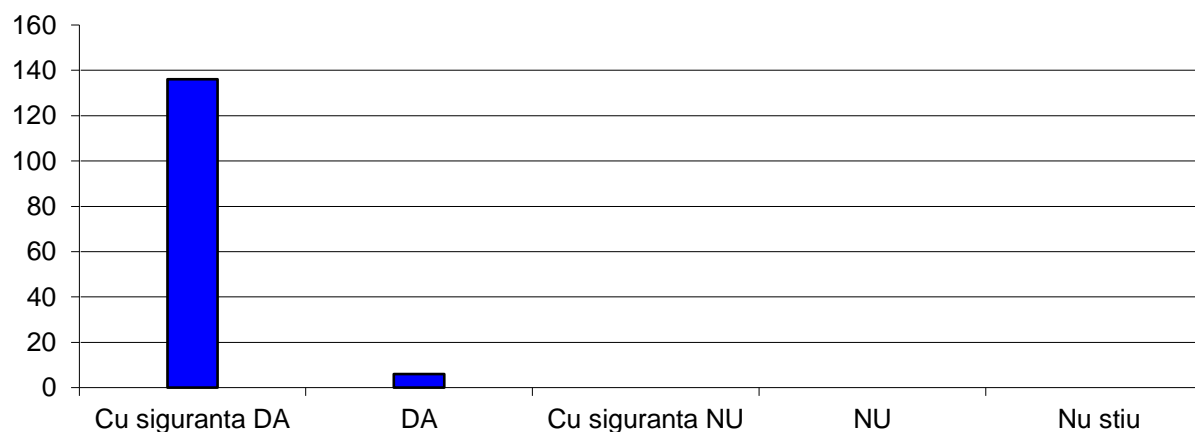
8. Gradul de multumire privind informatiile furnizate de medicul care v-a consultat

| | Foarte multumit/a | Multumit/a | Nemultumit/a | Foarte nemultumit/a | Fara parere |
|----------------|-------------------|------------|--------------|---------------------|-------------|
| Numar pacienti | 139 | 2 | 0 | 0 | 0 |
| Procent | 98.58 | 1.42 | 0.00 | 0.00 | 0.00 |



9. Veti mai apela si in viitor la serviciile noastre?

| | Cu siguranta DA | DA | Cu siguranta NU | NU | Nu stiu |
|----------------|-----------------|------|-----------------|------|---------|
| Numar pacienti | 136 | 6 | 0 | 0 | 0 |
| Procent | 95.77 | 4.23 | 0.00 | 0.00 | 0.00 |



10. Veti recomanda si altora serviciile noastre?

| | Cu siguranta DA | DA | Cu siguranta NU | NU | Nu stiu |
|----------------|-----------------|------|-----------------|------|---------|
| Numar pacienti | 136 | 5 | 0 | 0 | 1 |
| Procent | 95.77 | 3.52 | 0.00 | 0.00 | 0.70 |

